



ATV
SERVICE
Bulletin



July 29, 2011

Subject: **Spring Chart**

No. **2012-2**

YEAR	MODEL	MODEL NUMBER	SERIAL NUMBER
2012	All (except DS70, DS90 and DS250*)	All	All
* Springs are not available separately for these models.			

The information in this bulletin applies to above models.

For previous models, refer to *SERVICE BULLETIN 2011-5, SPRING CHART/ACCESSORY SHOCK ABSORBER/SPRING KITS* or *YELLOW BOOK .11, ATV/TUV PARTS AND ACCESSORIES CATALOG*.

This bulletin is divided into 3 main sections:

Spring Information

- Provides information about spring identification and spring type.

Spring Applications

- Provides information on spring application according to models.

Spring Specifications

- Provides spring specifications.

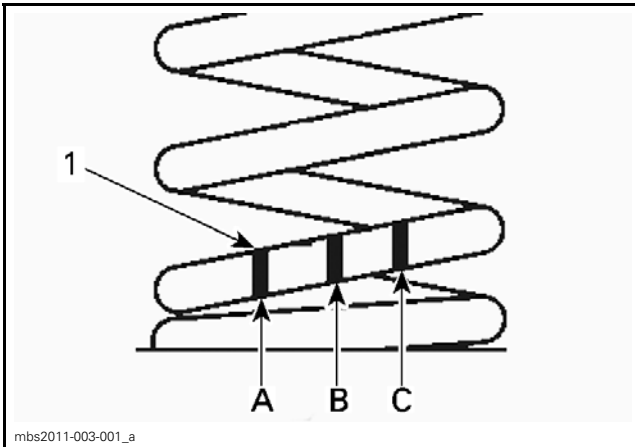
SPRING INFORMATION

Spring Identification

Spring identification is done by color code stripes **or** by its part number.

Color code

Read color codes when spring is upright and stripes are down.



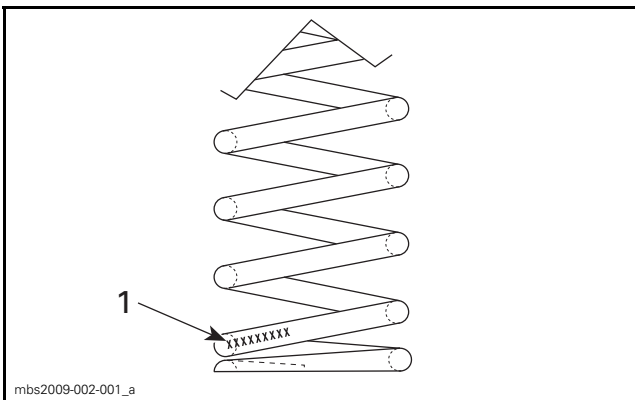
IDENTIFICATION BY COLOR STRIPES

1. Color stripes when spring is upright with the stripes down

- A. 1st stripe
- B. 2nd stripe
- C. 3rd stripe

Part number

Part number is printed within the first 1-1/4 coils



1. Part number ink marked

Color Code Legend

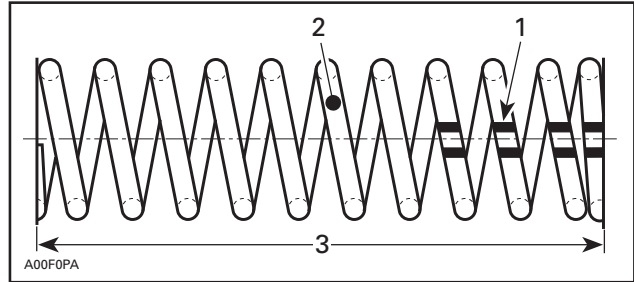
COLOR CODE					
BK	—	BLACK	PI	—	PINK
BL	—	BLUE	RD	—	RED
GD	—	GOLD	SI	—	SILVER
GN	—	GREEN	WH	—	WHITE
OR	—	ORANGE	YL	—	YELLOW

Spring Types

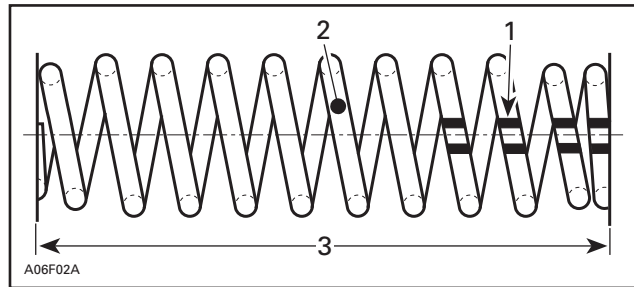
The call-outs on the spring illustrations that follow refer to:

1. Color code stripes
2. Wire diameter
3. Spring free length.

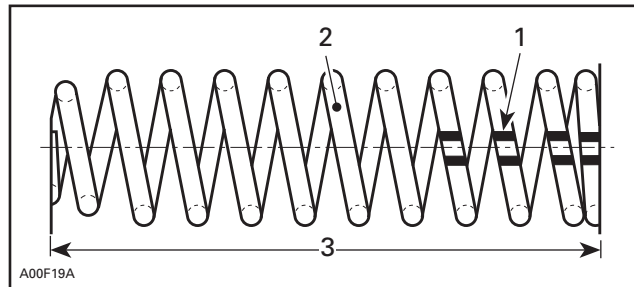
Single Rate Spring



TYPE R – STRAIGHT AT BOTH ENDS

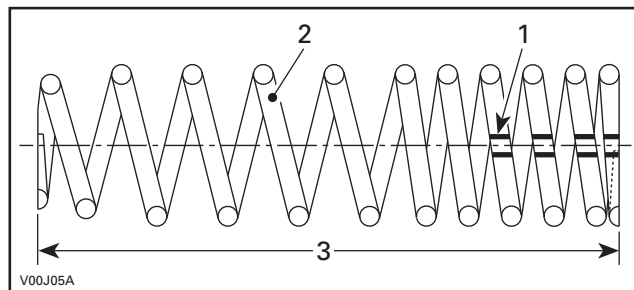


TYPE T OR V – BARREL SHAPE AT BOTH ENDS

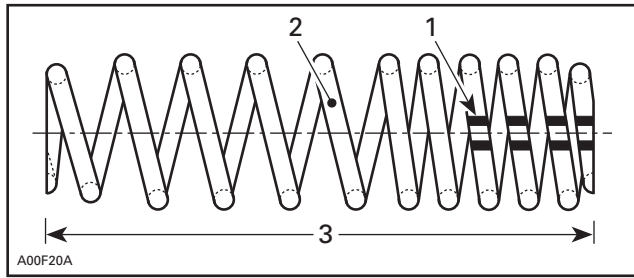


TYPE W OR 10 – BARREL SHAPE AT ONE END

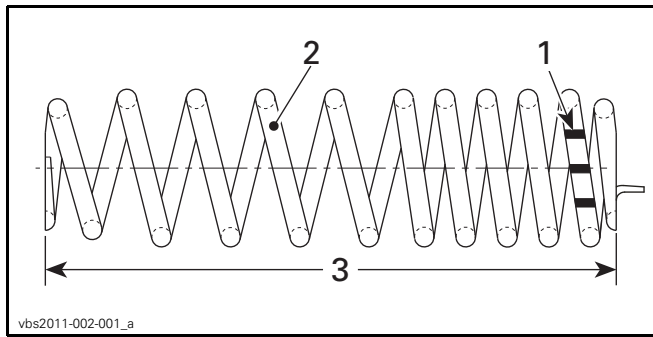
Dual Rate Spring



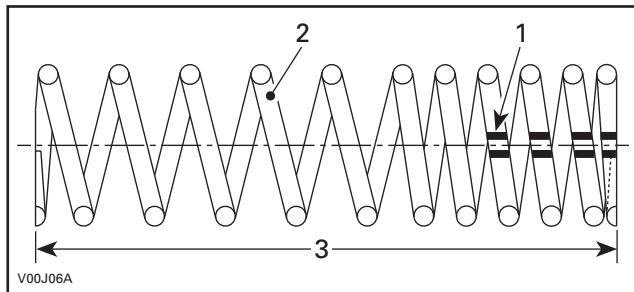
TYPE 1 – BARREL SHAPE AT ONE END



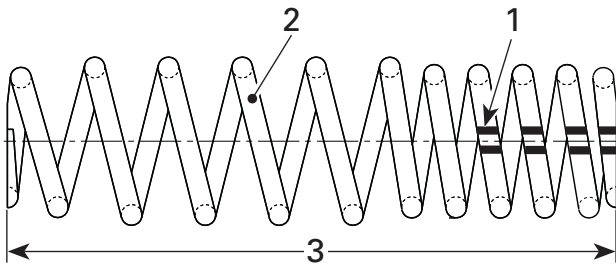
TYPE 2, 6, 7 – BARREL SHAPE AT BOTH ENDS



TYPE 4 – BARREL SHAPE AT BOTH ENDS WITH A HOOK ON ONE END



TYPE 5 – STRAIGHT ON BOTH ENDS



TYPE 8 – BARREL SHAPE AT BOTH ENDS

SPRING APPLICATIONS

MODEL	MODEL NUMBER	SPRING PART NUMBER	
		Front	Rear
450 Series			
DS 450	All	706 200 481	706 000 677
DS 450 X xc	All	706 200 830 (long) 706 200 873 (short)	706 000 659
DS 450 X mx	All	706 200 833 (long) 706 200 876 (short)	706 000 847
400 Series			
Outlander	All	706 200 819	706 000 649
Outlander XT	All	706 200 819	706 000 649
Outlander MAX	All	706 200 818	706 000 650
Outlander MAX XT	All	706 200 818	706 000 650
500 Series			
Outlander	All	706 200 825	706 000 651
Outlander XT	All	706 200 824	706 000 651
Outlander MAX	All	706 200 825	706 000 652
Outlander MAX XT	All	706 200 824	706 000 652
Renegade	4ECB	706 200 829	706 000 653
	4ECC, 4ECD, 4ECE	706 201 218	706 000 922
650 Series			
Outlander	All	706 200 820	706 000 651
Outlander XT	All	706 200 823	706 000 651
Outlander MAX	All	706 200 821	706 000 652
Outlander MAX XT	All	706 200 822	706 000 652
Outlander MAX XT-P	All	706 200 822	706 000 836
800 Series			
Outlander	All	706 201 171	706 000 963
Outlander X mr	All	706 201 231	706 001 056
Outlander XT	All	706 201 173	706 000 963
Outlander MAX	All	706 200 821	706 000 652
Outlander MAX XT	All	706 200 822	706 000 652
Outlander MAX XT-P	All	706 200 822	706 000 836
Outlander MAX LTD	All	706 200 822	706 000 836
Renegade	All	706 201 268	706 000 955
Renegade X xc	All	706 201 258	706 000 950

MODEL	MODEL NUMBER	SPRING PART NUMBER	
		Front	Rear
1000 Series			
Outlander	All	706 201 171	706 000 963
Outlander XT	All	706 201 173	706 000 963
Renegade	All	706 201 268	706 000 955
Renegade X xc	All	706 201 258	706 000 950

SPRING SPECIFICATIONS

Front Spring

P/N	TYPE	SPRING RATE (LB/IN) \pm 10	FREE LENGTH (MM) \pm 3	WIRE DIAMETER (MM) \pm .05	COLOR CODE STRIPES	COLOR OF SPRING
		(RATE 1 / RATE 2 WHERE APPLICABLE)				
706 200 481	1	108.5 / 199.9	280	8.83	WH/RD/WH	YELLOW
706 200 818	8	60 \pm 5 / 114.2 \pm 5	375	8.25	SI/GD/WH	Deep Black
706 200 819	2	60 \pm 5 / 100 \pm 5	354	8.25	SI/WH/WH	Deep Black
706 200 820	6	60 \pm 5 / 114.2 \pm 5	349	8.25	SI/YL/SI	Deep Black
706 200 821	6	60 \pm 5 / 114.2 \pm 5	358	8.41	WH/SI/WH	Deep Black
706 200 822	6	60 \pm 5 / 159.9 \pm 5	369.2	9.19	GD/SI/GD	Deep Black
706 200 823	6	60 \pm 5 / 159.9 \pm 5	359.2	8.83	SI/GD/SI	Deep Black
706 200 824	8	54.8 \pm 5 / 125.6 \pm 5	387	8.41	GD/RD/GD	Deep Black
706 200 825	8	54.8 \pm 5 / 125.6 \pm 5	372	8.41	SI/SI/SI	Deep Black
706 200 829	6	87.9 \pm 5 / 131.3 \pm 5	319	8.83	SI/BL/WH	Yellow
706 200 830	6	127.9 / 222.7	226.8	8.83	RD/RD/BK	Yellow
706 200 833	8	101 \pm 5 / 174.7	301.6	9.19	RD/BK/BK	Yellow
706 200 873	10	57 \pm 4.5	51.5	2.87	GN/RD	Yellow
706 200 876	10	67 \pm 0.7	50	4.5	GN/GN	Yellow
706 201 218	6	87.9 \pm 5 / 131.3 \pm 5	319	8.83	GN/BK	Full Moon
706 201 231	6	60 \pm 5 / 117.1 \pm 5	371.4	8.71	RD/GN/BK	Yellow
706 201 171	6	102.78 \pm 5 / 148.46 \pm 5	340	9.19	GN/WH	Deep Black
706 201 173	6	102.78 \pm 5 / 148.46 \pm 5	350	9.19	BL/WH	Deep Black
706 201 258	2	102.78 \pm 5 / 171.3 \pm 5	320	9.53	BK/BL	Yellow
706 201 268	2	102.78 \pm 5 / 1671.3 \pm 5	320	8.83	BK/WH	Yellow

Rear Shock

P/N	TYPE	SPRING RATE (LB/IN) \pm 10 (RATE 1 / RATE 2 WHERE APPLICABLE)	FREE LENGTH (MM) \pm 3	WIRE DIAMETER (MM) \pm .05	COLOR CODE STRIPES	COLOR OF SPRING
706 000 649	2	66 \pm 5 / 106 \pm 5	371	8.41	SI/YL/WH	DEEP BLACK
706 000 650	2	84 / 128.5	413	8.71	SI/GD/GD	Deep Black
706 000 651	8	74.2 \pm 5 / 108.5 \pm 5	354	8.83	SI/WH/GD	Deep Black
706 000 652	8	74.2 \pm 5 / 108.5 \pm 5	364	8.83	SI/SI/GD	Deep Black
706 000 653	8	74.2 \pm 5 / 114.2 \pm 5	380.8	8.83	WH/SI/GD	Yellow
706 000 659	6	187.3 / 250	286.4	9.98	RD/RD	Yellow
706 000 677	10	251.2 \pm 5	272	10.31	BL/BL	Yellow
706 000 836	8	74.2 \pm 5 / 108.5 \pm 5	370	9.19	YL/RD	Deep Black
706 000 847	8	187.3 \pm 5 / 250 \pm 5	291	9.98	BL/RD	Yellow
706 000 922	8	74.2 \pm 5 / 114.2 \pm 5	380.8	8.83	BL/BL/BK	Full Moon
706 000 950	2	102.78 \pm 5 / 159.88 \pm 5	306	8.83	BL/WH	Yellow
706 000 955	2	74.2 \pm 5 / 114.2 \pm 5	311	8.71	BK/RD	Yellow
706 000 963	8	99.9 \pm 5 / 159.88 \pm 5	355.9	9.53	BK/GN	Deep Black
706 001 056	8	74.2 \pm 5 / 108.5 \pm 5	370	9.19	BL/BL/BL	Yellow